






Overview  
Workover Rigs



Das Systemangebot für  
Reparaturarbeiten am  
SRT  
- Reparatur  
- Stand  
- Pumpen  
- Bohrgänge

					
Workover rig	TB 800 K	TB 800 V	TB 900 V	TB 1300 V	TB 1600 V
Mast height	19 m 9 m trains	27 m 9 m trains	33 m 18 m trains	34 m 18 m trains	36 m 18 m trains
Hook load <small>standard</small> <small>exceptional</small>	60 t 75 t	60 t 75 t	75 t 90 t	90 t 130 t	130 t 160 t
Power source auxiliary drive	200 kW PTO yes	200 kW PTO yes	230 kW Deutz - Diesel	365 kW Deutz - Diesel	700 kW external power station
Rope diameter Shearing	1 " 6	1 " 6	1 ¼ " 6	1 ¼ " 8	1 ¼ " 10
G.V.W. dimensions	31 t 15m x 2,5m x 4m	34 t 15m x 2,5m x 4m	38 t 16,5m x 2,5m x 4m	51 t 17,5m x 2,5m x 4m	57 t 19m x 2,5m x 4m